

Purpose of aspectx

The name aspectx consists of 2 components:

1. **aspect** means a particular way in which something may be considered
2. **x** stands for e**X**change of these aspects

The app aspectx supports companies in continuously visualizing inter- and intra-organizational values, targets and aspects

The defined and assessed aspects generate feedback to facilitate the identification of optimization potential and to implement improvement measures.

Achieving higher efficiency and effectivity as well as lowering costs will become on his own.

Download

The app aspectx can be downloaded from the following app stores:



Android

<https://play.google.com/store/apps/details?id=biz.aspectx.app>



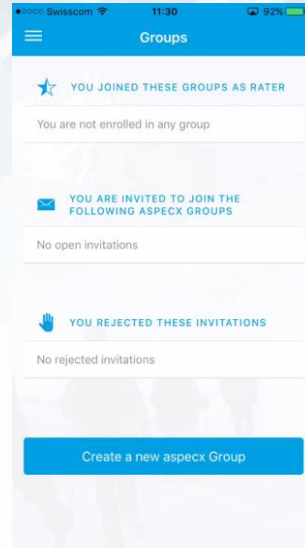
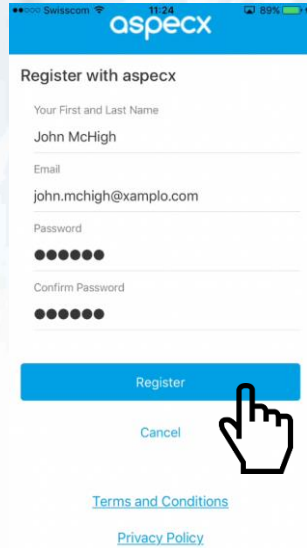
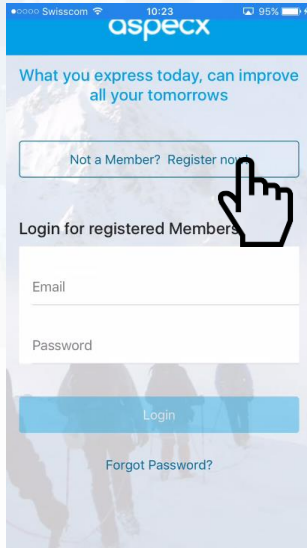
iPhone

<https://itunes.apple.com/us/app/aspectx/id1176019280?ls=1&mt=8>

Table of Contents

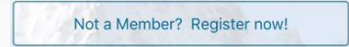
1	<i>Create an aspectx account</i>	2
2	<i>Create a new aspectx group</i>	3
3	<i>Define aspects of a group</i>	3
4	<i>Invite group members</i>	4
5	<i>Provide a general rate</i>	5
6	<i>Provide a rate of the most positive perceived aspect</i>	5
7	<i>Provide a rate of the most negative perceived aspect</i>	6
8	<i>View the rating results</i>	6
9	<i>Export rating statistics</i>	7

1 Create an aspectx account



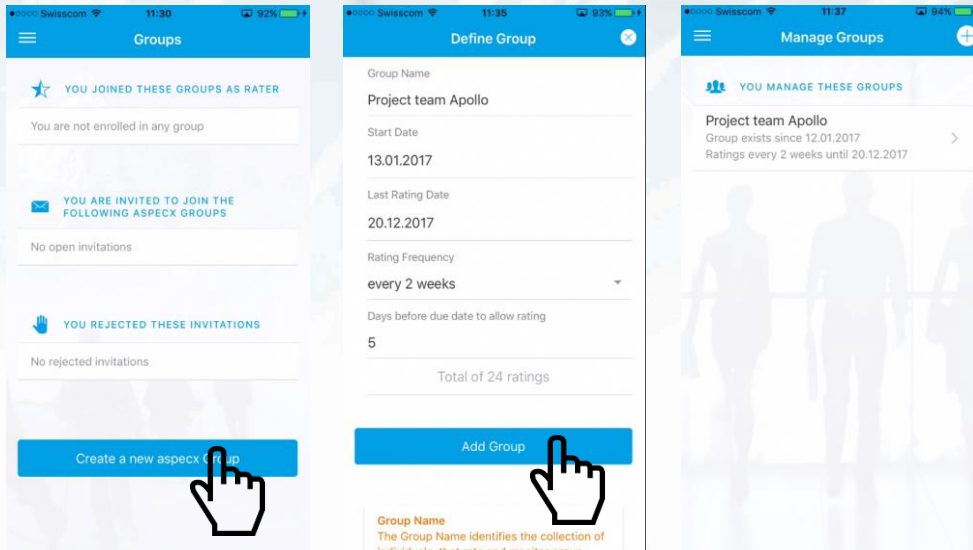
Usage of the aspectx app requires a personal user account

To register a new account, click on the button:

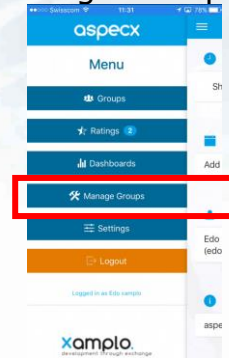


And enter the required data.

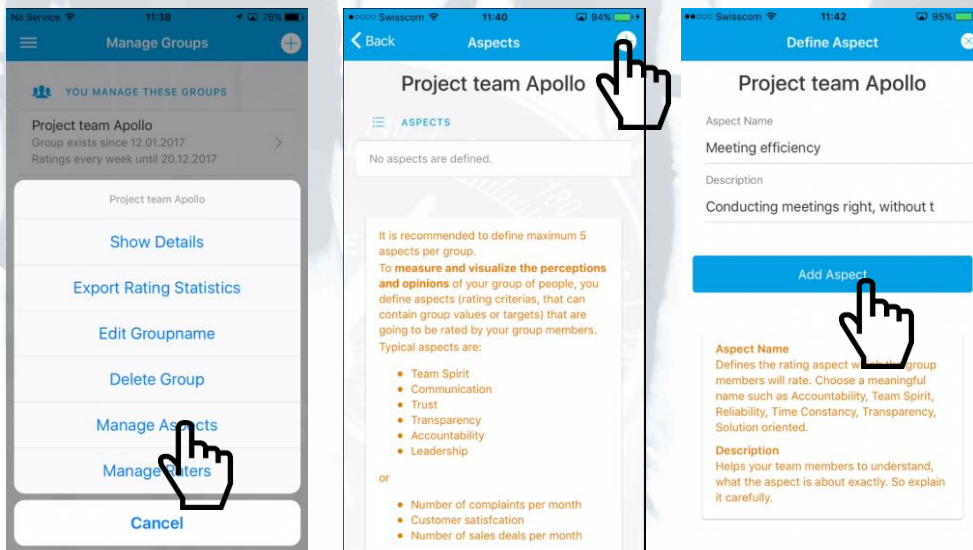
2 Create a new aspectx group



Creating an aspectx group can also be done through the main menu in "Manage Groups":



3 Define aspects of a group

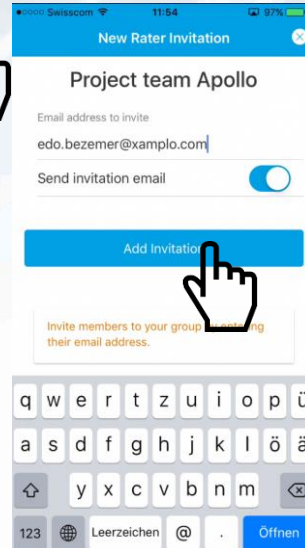
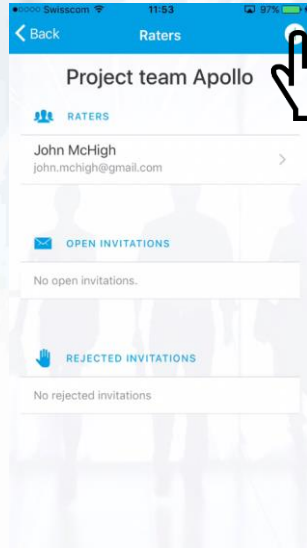
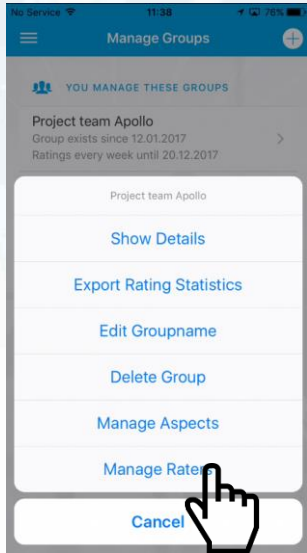


Enter at least 2 aspects.

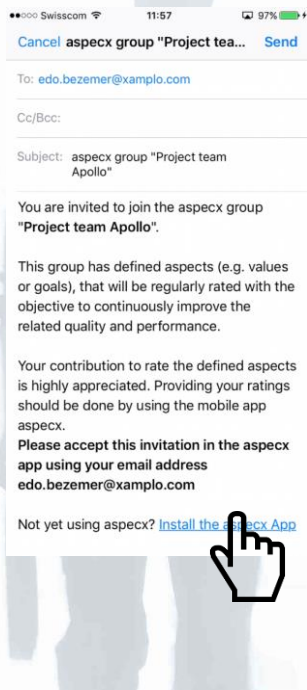
It's recommended to define maximum 5 aspects per group.

More than 100 examples of aspects are provided on the [aspectx website](http://www.aspectx.biz).

4 Invite group members



The aspectx group members must either have already the aspectx app installed or will install the app after receiving the invitation per e-mail.

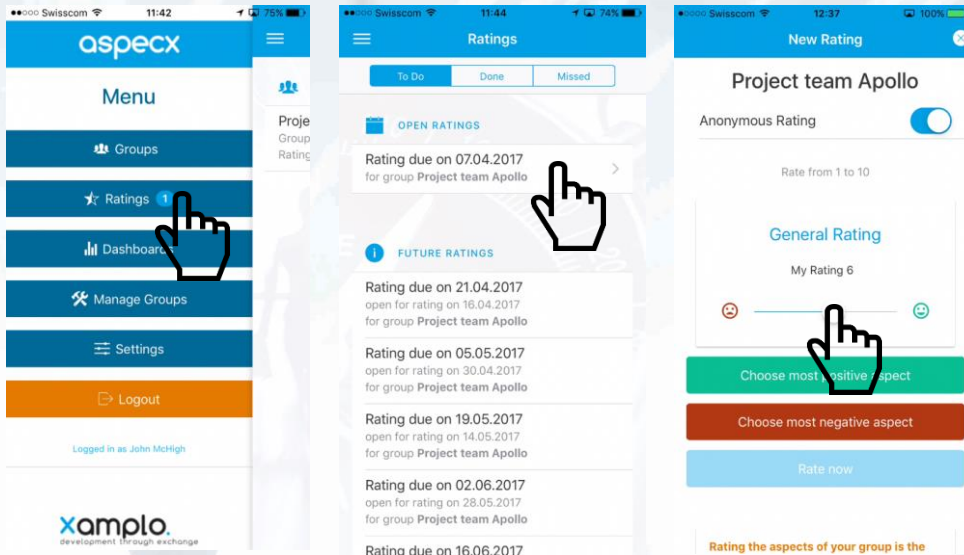


An e-mail will be sent in case the following option has been chosen:



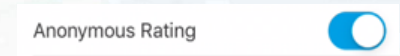
The e-mail contains a link to download the app in the App store.

5 Provide a general rate



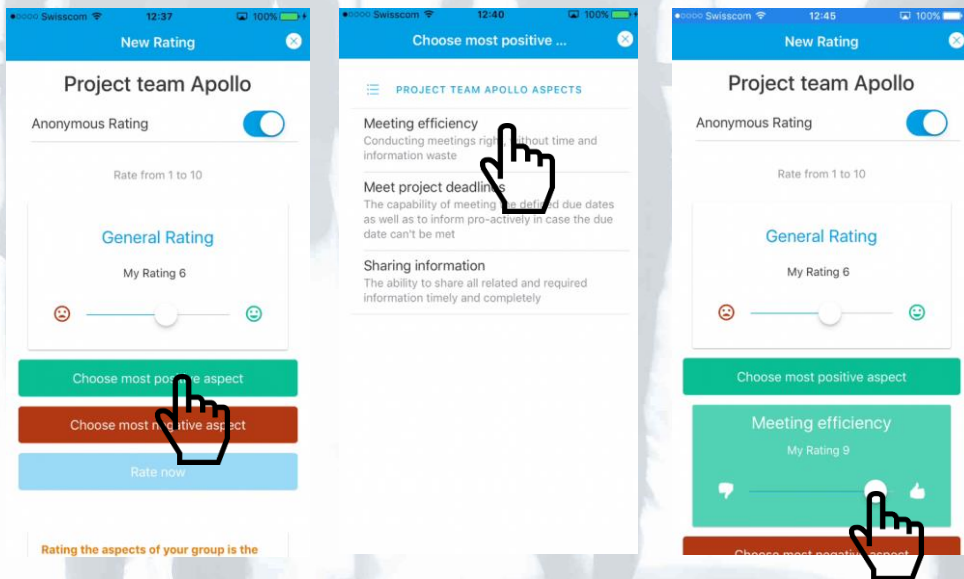
As soon as a rate is due a notification is shown in the main menu

Per default, anonymous ratings are proceeded:

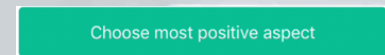


Enter a general rating reflecting the overall perception of the group performance/spirit

6 Provide a rate of the most positive perceived aspect



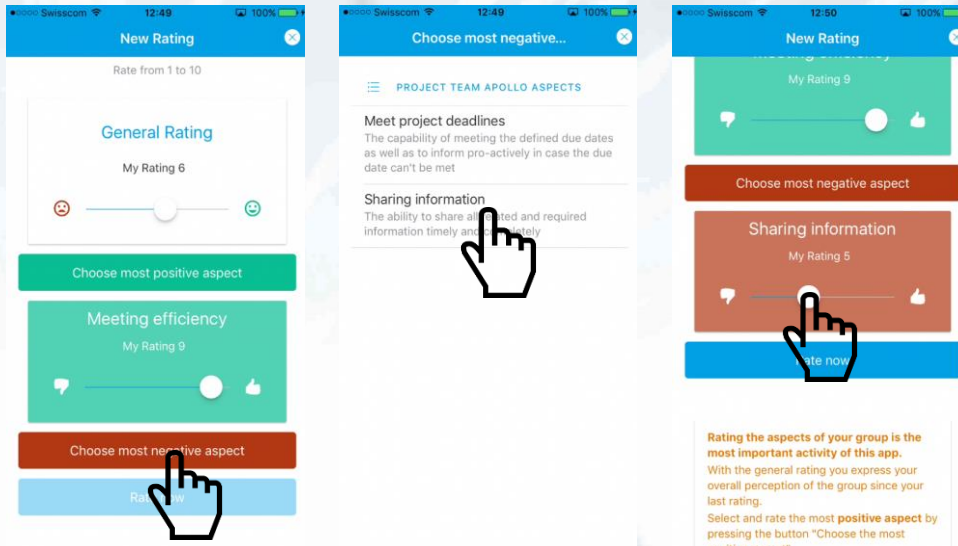
Press the button



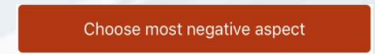
Choose the most positive aspect

And rate (1 – 10) the chosen most positive aspect

7 Provide a rate of the most **negative** perceived aspect



Press the button



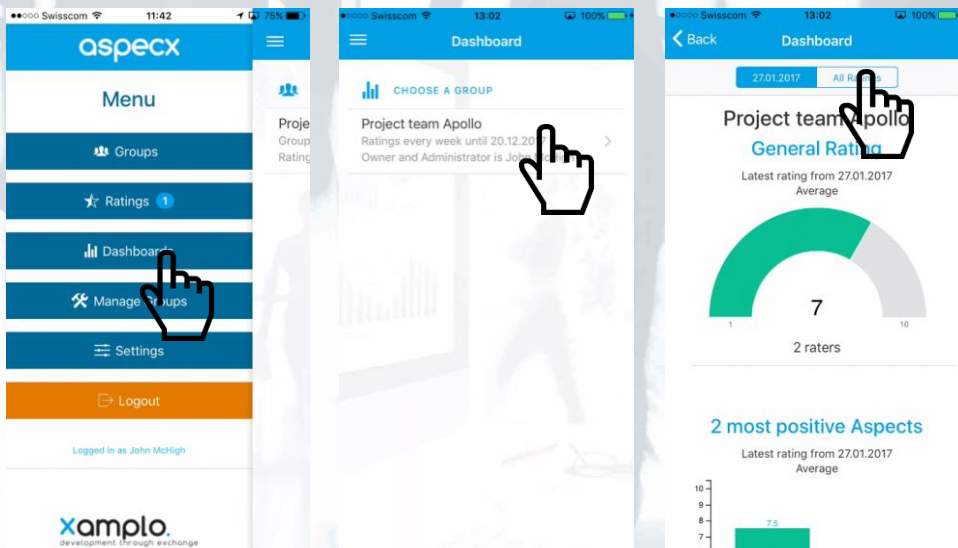
Choose the most negative aspect

And rate (1 – 10) the chosen most negative aspect

Provide the rates by clicking on:



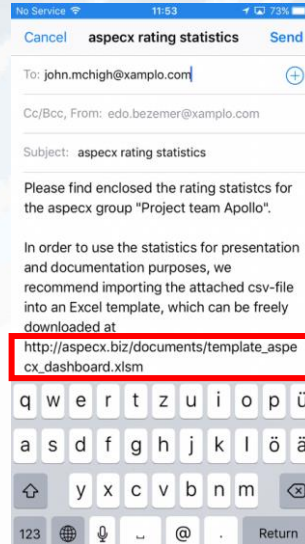
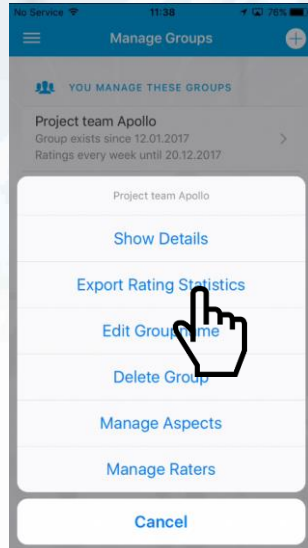
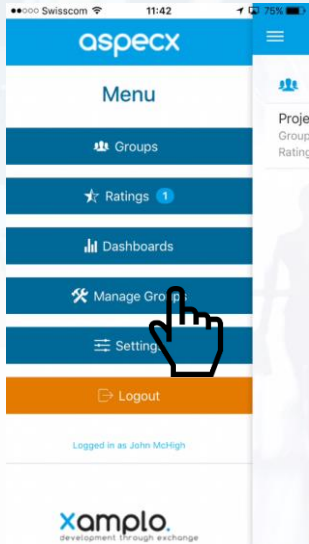
8 View the rating results



The last rating and a historical view of all performed rates are available:



9 Export rating statistics



Enter the required e-mail address to send the statistics file (CSV file) to.

A [template](#) to load and to subsequently analyse the exported the CSV file in dashboards can be downloaded from the aspectx.biz site or free.